



KENMAR SHIRTS inc.
APPAREL PRINTING
YOUR DESIGN ON APPAREL
1578 White Plains Road, Bronx NY
New York(718) 824-3880 Rockland (845) 354-5566
Westchester (914) 834-1066 Fax (718) 823-4233
Outside of New York State (800) 662-1001
WEB www.KenmarShirts.com

FARM AND GARDEN

**When picking the logo, please indicate
the name of the page on top bar
(in white print)**

EXAMPLE

IMAGEWORKS: LOGO_A_E:
and the logo name below the design.

*You can send your own art creation. Please see
the next page. Good art yields great graphics on
your items.*

Computer Graphics:

We use Mac and PC's. Software programs Adobe Photoshop CS, and Adobe Illustrator 10 as our primary graphics software.

If you are sending us photographs or computer art files that contain photo-like images, we get very good results with .tif, .psd (Adobe Photoshop) or **high resolution** .jpeg files (300dpi). JPG and .psd files give us the best results for creating photo t-shirts or computer art t-shirts. If you are scanning images to send to us, scan at **300 dpi (photo quality)**, this will produce excellent results.

We prefer vector type files. These are files that have been created in programs like Adobe Illustrator. Bitmap files, e.g.: Photoshop .psd or .tiff files saved at 300 dpi or greater should also produce an acceptable result.

Our programs of choice are Adobe Illustrator and Photoshop . If you send us Illustrator .eps files, please convert all text files to outlines prior to sending to us. This can be done by doing the following: Once you have completed your layout, select all text items and click on "create outlines" from the Type menu. Then save and e-mail us your file. It is very important that you do this, as we may not have your fonts on any of our computers.

We also get excellent results with Illustrator EPS (Adobe Illustrator) files or CorelDraw files that have been "exported" as .ai files. To send us .ai files that have been created as .cdr files in CorelDraw, follow the "create outlines" procedure as outlined above and then use the "EXPORT" command to save your file in .ai format or .eps format.

Here are the type of files that we can accept: *(We use PC's, and Mac's.)*

Ideal Files:

- Adobe Illustrator EPS, Windows Metafile .wmf, Photoshop EPS or .psd, Adobe .pdf, Tiff files

Ideally, the art will be saved precisely sized to the imprint area specifications of the item that will be imprinted. Black and white line art should be scanned at least at 300 d.p.i. Line art drawings are best if sent to us in vector format, i.e. CorelDraw or Adobe Illustrator, or Adobe .pdf formats.


Artwork sent by fax is generally poor quality and not usable.
Send via email or disk.

We also accept hand drawn artwork, through scanning, photocopying, and traditional paste-up methods. Remember, **if you have any questions regarding artwork, please send us an e-mail to us. We'll be happy to help you.**

IMAGEWORKS:FARMGRDN:




LW_GDN11.EPS



LW_GDN12.EPS




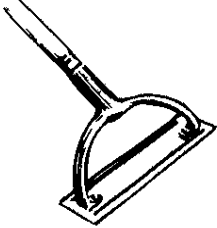
LW_GDN13.EPS




LW_GDN14.EPS



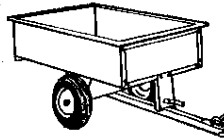
LW_GDN15.EPS




LW_GDN17.EPS



LW_GDN18.EPS



LW_GDN19.EPS



LW_GDN20.EPS




LW_GDN21.EPS




LW_GDN22.EPS



LW_GDN23.EPS




LW_GDN24.EPS




LW_GDN25.EPS



LW_GDN26.EPS




LW_GDN27.EPS



LW_GDN28.EPS



LW_GDN29.EPS



LW_GDN30.EPS



LW_GDN31.EPS




LW_GDN32.EPS



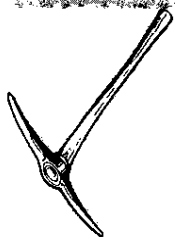
LW_GDN33.EPS



LW_GDN34.EPS



LW_GDN35.EPS




LW_GDN36.EPS



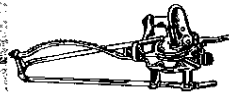
LW_GDN37.EPS



LW_GDN38.EPS



LW_GDN39.EPS



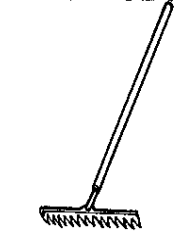
LW_GDN40.EPS

FARM & GARDEN

IMAGEWORKS:FARMGRDN:



LW_GDN41.EPS




LW_GDN42.EPS



LW_GDN43.EPS



LW_GDN44.EPS




LW_GDN45.EPS




LW_GDN46.EPS




LW_GDN47.EPS



LW_GDN48.EPS



LW_GDN49.EPS



LW_GDN50.EPS




LW_GDN51.EPS




LW_GDN52.EPS




LW_GDN53.EPS




LW_GDN54.EPS




LW_GDN55.EPS




LW_GDN56.EPS



LW_GDN57.EPS



LW_GDN58.EPS



LW_GDN59.EPS




LW_GDN60.EPS




LW_GDN61.EPS




LW_GDN62.EPS




LW_GDN63.EPS




LW_GDN64.EPS




LW_GDN65.EPS




LW_GDN66.EPS



LW_GDN67.EPS



LW_GDN68.EPS



LW_GDN69.EPS



LW_GDN70.EPS

IMAGEWORKS:FARMGRDN:



LW_GDN71.EPS



LW_GDN72.EPS




LW_GDN73.EPS



LW_GDN74.EPS



TRAC0001.EPS



TRAC0002.EPS



TRAC0003.EPS




TRAC0004.EPS




TRAC0005.EPS




TRAC0006.EPS




TRAC0007.EPS




TRAC0008.EPS




TRAC0009.EPS



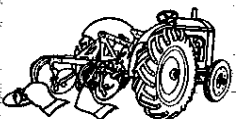
TRAC0010.EPS



TRAC0011.EPS




TRAC0012.EPS




TRAC0013.EPS




TRAC0014.EPS




TRAC0015.EPS




TRAC0016.EPS




TRAC0017.EPS




TRAC0018.EPS




TRAC0019.EPS




TRAC0020.EPS




TRAC0021.EPS




TRAC0022.EPS




TRAC0023.EPS



TRAC0024.EPS




TRAC0025.EPS




TRAC0026.EPS

FARM & GARDEN

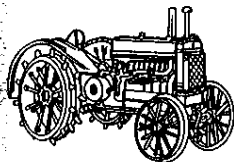
IMAGEWORKS:FARMGRDN:




TRAC0027.EPS




TRAC0028.EPS




TRAC0029.EPS




TRAC0030.EPS



TRAC0031.EPS




TRAC0032.EPS



TRAC0033.EPS



TRAC0034.EPS




TRAC0035.EPS




TRAC0036.EPS




TRAC0037.EPS




TRAC0038.EPS




TRAC0039.EPS



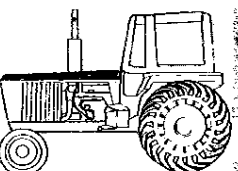
TRAC0040.EPS




TRAC0041.EPS



TRAC0042.EPS



TRAC0043.EPS



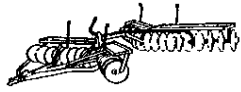
TRAC0044.EPS




TRAILER1.EPS

FARM &
GARDEN


IMAGEWORKS:FARMGRDN:



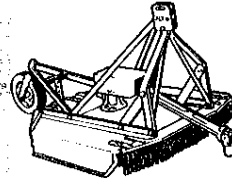
FARM0001.EPS



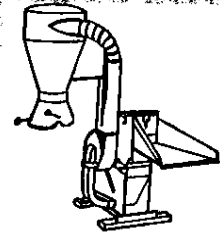
FARM0002.EPS



FARM0003.EPS




FARM0004.EPS




FARM0005.EPS



FARM0006.EPS



FARM0007.EPS



FARM0008.EPS




FARM0009.EPS



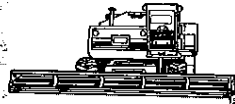
FARM0010.EPS



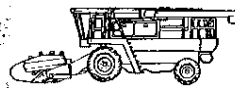
FARM0011.EPS



FARM0012.EPS




FARM0013.EPS




FARM0014.EPS



FARM0015.EPS



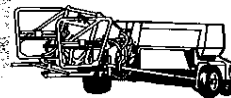
FARM0016.EPS




FARM0017.EPS




FARM0018.EPS



FARM0019.EPS




FARM0020.EPS



LW_GDN01.EPS



LW_GDN02.EPS




LW_GDN03.EPS




LW_GDN04.EPS




LW_GDN05.EPS



LW_GDN06.EPS



LW_GDN07.EPS



LW_GDN08.EPS



LW_GDN09.EPS



LW_GDN10.EPS

FARM &
GARDEN

IMAGEWORKS: CARTOONS:



CART0065.EPS




CART0066.EPS



CART0067.EPS



CART0068.EPS



CART0069.EPS



CART0070.EPS



CART0064.EPS

CARTOONS