



KENMAR SHIRTS inc.
APPAREL PRINTING
YOUR DESIGN ON APPAREL
1578 White Plains Road, Bronx NY
New York(718) 824-3880 Rockland (845) 354-5566
Westchester (914) 834-1066 Fax (718) 823-4233
Outside of New York State (800) 662-1001
WEB www.KenmarShirts.com

FOOD AND GRAIN

**When picking the logo, please indicate
the name of the page on top bar
(in white print)**

EXAMPLE

IMAGWORKS: LOGO_A_E:

and the logo name below the design.

***You can send your own art creation. Please see
the next page. Good art yields great graphics on
your items.***

Computer Graphics:

We use Mac and PC's. Software programs Adobe Photoshop CS, and Adobe Illustrator 10 as our primary graphics software.

If you are sending us photographs or computer art files that contain photo-like images, we get very good results with .tif, .psd (Adobe Photoshop) or **high resolution** .jpeg files (300dpi). JPG and .psd files give us the best results for creating photo t-shirts or computer art t-shirts. If you are scanning images to send to us, scan at **300 dpi (photo quality)**, this will produce excellent results.

We prefer vector type files. These are files that have been created in programs like Adobe Illustrator. Bitmap files, e.g.: Photoshop .psd or .tiff files saved at 300 dpi or greater should also produce an acceptable result.

Our programs of choice are Adobe Illustrator and Photoshop . If you send us Illustrator .eps files, please convert all text files to outlines prior to sending to us. This can be done by doing the following: Once you have completed your layout, select all text items and click on "create outlines" from the Type menu. Then save and e-mail us your file. It is very important that you do this, as we may not have your fonts on any of our computers.

We also get excellent results with Illustrator EPS (Adobe Illustrator) files or CorelDraw files that have been "exported" as .ai files. To send us .ai files that have been created as .cdr files in CorelDraw, follow the "create outlines" procedure as outlined above and then use the "EXPORT" command to save your file in .ai format or .eps format.

Here are the type of files that we can accept: *(We use PC's, and Mac's.)*

Ideal Files:

- Adobe Illustrator EPS, Windows Metafile .wmf , Photoshop EPS or .psd , Adobe .pdf , Tiff files

Ideally, the art will be saved precisely sized to the imprint area specifications of the item that will be imprinted. Black and white line art should be scanned at least at 300 d.p.i. Line art drawings are best if sent to us in vector format, i.e. CorelDraw or Adobe Illustrator, or Adobe .pdf formats.


Artwork sent by fax is generally poor quality and not usable.
Send via email or disk.

We also accept hand drawn artwork, through scanning, photocopying, and traditional paste-up methods. Remember, **if you have any questions regarding artwork, please send us an e-mail to us. We'll be happy to help you.**

IMAGEWORKS:FOOD_GRN:FRT&NUT:




FRUIT015.EPS



FRUIT016.EPS



FRUIT014.EPS



FRUIT013.EPS




FRUIT018.EPS




FRUIT017.EPS



FRUIT019.EPS




FRUIT008.EPS



FRUIT009.EPS




FRUIT007.EPS



FRUIT012.EPS



FRUIT011.EPS



FRUIT010.EPS



FRUIT006.EPS




FRUIT028.EPS



FRUIT029.EPS



FRUIT027.EPS



FRUIT026.EPS



FRUIT031.EPS



FRUIT030.EPS



FRUIT020.EPS



FRUIT021.EPS



FRUIT022.EPS



FRUIT025.EPS



FRUIT024.EPS



FRUIT023.EPS



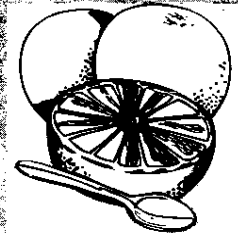
FRUIT032.EPS



FRUIT052.EPS




FRUIT051.EPS



FRUIT053.EPS

FOOD &
GRAIN

IMAGEWORKS:FOOD_GRN:FRT&NUT:




FRUIT054.EPS



FRUIT049.EPS



FRUIT050.EPS



FRUIT040.EPS



NUT002.EPS



NUT001.EPS



FRUIT055.EPS




FRUIT056.EPS




FRUIT057.EPS




FRUIT005.EPS



FRUIT001.EPS




FRUIT002.EPS




FRUIT033.EPS



FRUIT004.EPS



FRUIT003.EPS



FRUIT039.EPS



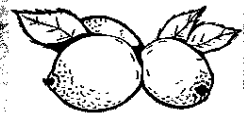
FRUIT038.EPS



FRUIT037.EPS



FRUIT034.EPS



FRUIT036.EPS



FRUIT035.EPS

FOOD &
GRAIN

IMAGEWORKS:FOOD GRN:GRAIN:



F_SHOCK1.EPS



GRAIN001.EPS




GRAIN014.EPS



GRAIN013.EPS



GRAIN015.EPS



GRAIN012.EPS



GRAIN011.EPS




HAY003.EPS



HAY002.EPS



GRAIN016.EPS



HAY001.EPS



GRAIN002.EPS



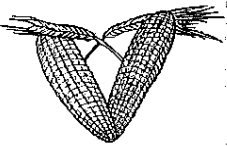
GRAIN005.EPS



GRAIN004.EPS



GRAIN006.EPS



GRAIN003.EPS



GRAIN010.EPS



GRAIN009.EPS



GRAIN007.EPS




GRAIN008.EPS

IMAGEWORKS:FOOD GRN:PREPARED:



FOOD001.EPS




FOOD007.EPS




FOOD008.EPS



FOOD006.EPS




FOOD010.EPS



FOOD009.EPS



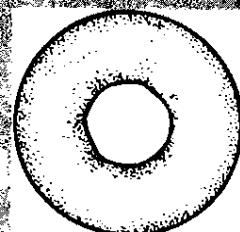
FOOD011.EPS



FOOD002.EPS



FOOD003.EPS



FOOD005.EPS



FOOD004.EPS



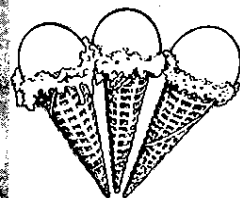
FOOD021.EPS



FOOD018.EPS



FOOD019.EPS



FOOD017.EPS



FOOD020.EPS



FOOD012.EPS



FOOD013.EPS



FOOD014.EPS



FOOD016.EPS



FOOD015.EPS

FOOD &
GRAIN