



**KENMAR SHIRTS inc.**  
**APPAREL PRINTING**  
YOUR DESIGN ON APPAREL  
1578 White Plains Road, Bronx NY  
New York(718) 824-3880 Rockland (845) 354-5566  
Westchester (914) 834-1066 Fax (718) 823-4233  
Outside of New York State (800) 662-1001  
WEB [www.KenmarShirts.com](http://www.KenmarShirts.com)

## FLOWERS AND TREES

**When picking the logo, please indicate  
the name of the page on top bar  
(in white print)**

### EXAMPLE

**IMAGWORKS: LOGO\_A\_E:**  
**and the logo name below the design.**

***You can send your own art creation. Please see  
the next page. Good art yields great graphics on  
your items.***

## **Computer Graphics:**

We use Mac and PC's. Software programs Adobe Photoshop CS, and Adobe Illustrator 10 as our primary graphics software.

If you are sending us photographs or computer art files that contain photo-like images, we get very good results with .tif, .psd (Adobe Photoshop) or **high resolution** .jpeg files (300dpi). JPG and .psd files give us the best results for creating photo t-shirts or computer art t-shirts. If you are scanning images to send to us, scan at **300 dpi (photo quality)**, this will produce excellent results.

We prefer vector type files. These are files that have been created in programs like Adobe Illustrator. Bitmap files, e.g.: Photoshop .psd or .tiff files saved at 300 dpi or greater should also produce an acceptable result.

**Our programs of choice are Adobe Illustrator and Photoshop** . If you send us Illustrator .eps files, please convert all text files to outlines prior to sending to us. This can be done by doing the following: Once you have completed your layout, select all text items and click on "create outlines" from the Type menu. Then save and e-mail us your file. It is very important that you do this, as we may not have your fonts on any of our computers.

We also get excellent results with Illustrator EPS (Adobe Illustrator) files or CorelDraw files that have been "exported" as .ai files. To send us .ai files that have been created as .cdr files in CorelDraw, follow the "create outlines" procedure as outlined above and then use the "EXPORT" command to save your file in .ai format or .eps format.

Here are the type of files that we can accept: *(We use PC's, and Mac's.)*

*Ideal Files:*

- Adobe Illustrator EPS, Windows Metafile .wmf, Photoshop EPS or .psd, Adobe .pdf, Tiff files

**Ideally, the art will be saved precisely sized to the imprint area specifications of the item that will be imprinted. Black and white line art should be scanned at least at 300 d.p.i. Line art drawings are best if sent to us in vector format, i.e. CorelDraw or Adobe Illustrator, or Adobe .pdf formats.**

**Artwork sent by fax is generally poor quality and not usable.**

Send via email or disk.

We also accept hand drawn artwork, through scanning, photocopying, and traditional paste-up methods. Remember, **if you have any questions regarding artwork, please send us an e-mail to us. We'll be happy to help you.**

# IMAGEWORKS:FLWRTREE:



TREE0010.EPS



TREE0011.EPS



TREE0012.EPS



TREE0013.EPS



TREE0014.EPS



TREE0015.EPS



TREE0016.EPS



TREE0017.EPS



TREE0018.EPS



TREE0019.EPS



TREE0020.EPS



TREE0021.EPS



TREE0022.EPS



TREE0023.EPS



TREE0024.EPS



TREE0025.EPS



TREE0026.EPS



TREE0027.EPS



TREE0028.EPS



TREE0029.EPS



TREE0030.EPS




TREE0031.EPS



TREE0032.EPS



TREE0033.EPS



TREE0034.EPS



TREE0035.EPS



TREE0036.EPS



TREE0037.EPS

FLOWERS  
& TREES

# IMAGEWORKS:FLWRTREE:



PLANT03.EPS



PLANT04.EPS



PLANT05.EPS




PLANT06.EPS



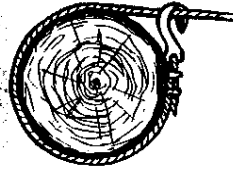
PLANT07.EPS



PLANT08.EPS



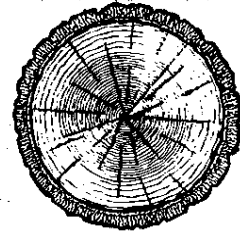
TIMBER01.EPS




TIMBER02.EPS




TIMBER03.EPS




TIMBER04.EPS



TIMBER05.EPS



TIMBER06.EPS



TIMBER07.EPS




TIMBER08.EPS




TIMBER09.EPS



TIMBER10.EPS




TIMBER11.EPS



TIMBER12.EPS



TIMBER13.EPS



TIMBER14.EPS



TIMBER15.EPS



TREE0001.EPS



TREE0002.EPS




TREE0003.EPS



TREE0004.EPS



TREE0005.EPS



TREE0006.EPS



TREE0007.EPS



TREE0008.EPS



TREE0009.EPS

FLOWERS & TREES

# IMAGEWORKS:FLWRTREE:



FLOWER12.EPS



FLOWER13.EPS



FLOWER14.EPS



FLOWER15.EPS



FLOWER16.EPS



FLOWER17.EPS



FLOWER18.EPS



FLOWER19.EPS



FLOWER20.EPS



FLOWER21.EPS



FLOWER22.EPS



FLOWER23.EPS




FLOWER24.EPS



FLOWER25.EPS



FLOWER26.EPS



FLOWER27.EPS



FLOWER28.EPS



FLOWER29.EPS



FLOWER30.EPS



FLOWER31.EPS



FLOWER32.EPS



FLOWER33.EPS



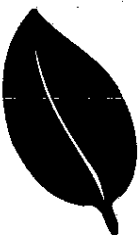
FLOWER34.EPS



LEAF001.EPS



LEAF002.EPS



LEAF003.EPS



PCONE01.EPS



PCONE02.EPS



PLANT01.EPS



PLANT02.EPS

# IMAGEWORKS:FLWRTREE:



CACTUS01.EPS



CACTUS02.EPS



CACTUS03.EPS



CACTUS04.EPS



CACTUS05.EPS



CACTUS06.EPS



CACTUS07.EPS



CACTUS08.EPS



CACTUS09.EPS



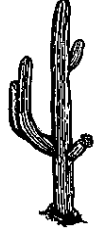
CACTUS10.EPS



CACTUS11.EPS




CACTUS12.EPS



CACTUS13.EPS



CACTUS14.EPS



CACTUS15.EPS



CACTUS16.EPS



CLOVER01.EPS



CLOVER02.EPS




CLOVER03.EPS



FLOWER01.EPS



FLOWER02.EPS



FLOWER03.EPS



FLOWER04.EPS



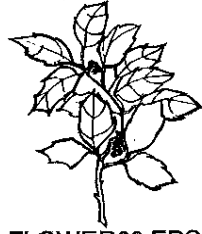
FLOWER05.EPS



FLOWER06.EPS



FLOWER07.EPS




FLOWER08.EPS



FLOWER09.EPS



FLOWER10.EPS



FLOWER11.EPS

FLOWERS  
& TREES